Assembly Instructions for TRSTWIN

Assembling Components:

Connecting A to B and C:



Align the truss module and connector cross. Snap edges together and secure with knobbed screws.

Connecting B or C to D:



Align the truss module and corner block. Snap edges together and secure with knobbed screws.

Connecting D to E:



Align the corner block and regular base. Snap edges together and secure with knobbed screws on the under-side of the regular base.

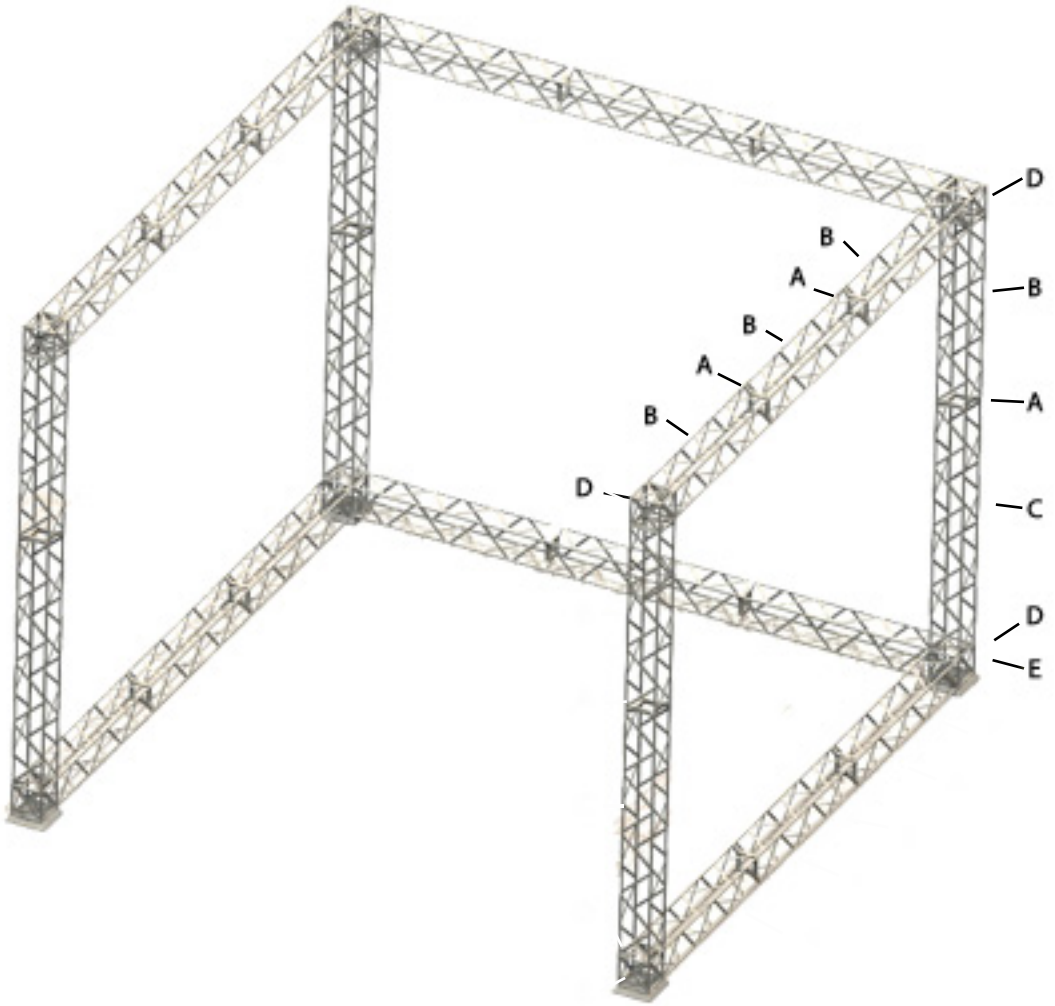

Parts List

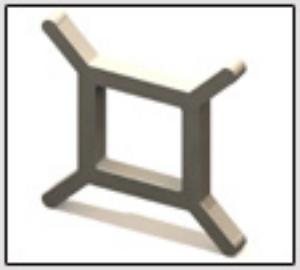

A= Connector Cross (SKU: CTCONCRS5)

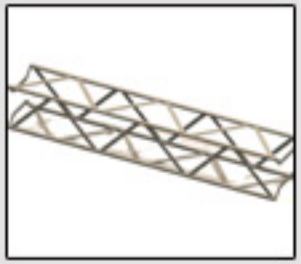

B= 90cm Truss Module (SKUs: CTMOD940 & CTMOD930. Can be interchanged.)



C= 120cm Truss Module (SKUs: CTMOD4120)



D= Corner Block (SKU: CTCORNER4)



E= Regular Base (SKU: CTBASE4)